Flat Belts ◀ Food Use

Food use: for food transportation. The flat belt is optimized according to the characteristics of food conveying, and has stronger functions of antibacterial, mould proof and burr proof (in line with MHLW 370 / FDA / EU 10 / 2011 and other standards).

Code	Origin	Surface				Back		Ply Count	Thickness	Weight (kg/m²)	Min. Pulley Dia.(mm)	Allowable Tension(kg/cm)	Continuous use Temp.(°C)	Inside Crosspiece	Laser Drilling
		Material	Grain	Color	Friction Coefficient	Material	Grain								
EMD41	Made in China	PU	Matte Surface	White	0.3~0.4	Polyester Fabric	Cloth Pattern	1	0.7	0.8	6	4	-20~80	√	√
EMD42									0.9	1.0	8			√	√
EMD43									1.2	1.1	10			√	√
EMD44								2	1.5	1.7	20	8		√	√

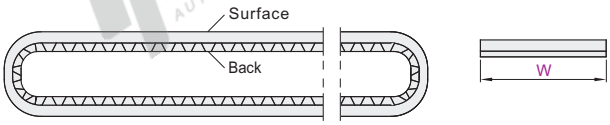

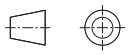

The first perspective

Part Number		Belt Circumference L (m) 0.001 m Increment
Code	Belt Width W 1 mm Increment	
EMD41 EMD42 EMD43 EMD44	10~2000	0.5~20

Please order as shown

Part Number		Circumference L (m)
Code	Belt Width W	
EMD41 EMD42	10~2000	0.5~20

EMD41 — W200 — L1.18

Optional Processing

Part Number		Circumference L (m)	Optional Processing Code
Code	Belt Width W		
EMD41 EMD42	10~2000	0.5~20	PA PB PC...

EMD41— W200 — L1.18 — PC

Discount price

Per	1~4	5~
Price	100%	Additional quotation

Delivery 10

Optional Processing

Code	Spec.
PA PB PC PD PE PF	

Add Anti-run Deviation Crosspiece

Crosspiece Groove Size

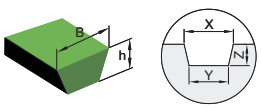

Added Crosspiece Location Drawings

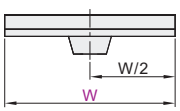

Add PU Anti-run Deviation Crosspiece

Ordering Code PA

- When the flat belt material is TPU, PET canvas be applicable.
- The default Crosspiece Processing position is the Width of the inner circumference of the flat belt the ½, for other positions Customize according to the provided drawings.
- Only when the Width of flat belt W≥50, Anti-run deviation crosspiece can be selected.
- When the thickness of flat belt ≤1.2, only PC type Anti-run deviation crosspiece can be selected.
- If the diameter of flat belt pulley is not the same as that of Crosspiece wheel diameter, the largest diameter of the two is used.

Code	Bottom Width B	Height h	Min. Pulley Dia.(mm)	Selection Method	Recommended Crosspiece Groove Size		
					X	Y	Z
PA	6	4	Ø40	Optional	10	8	6
PB	8	5	Ø50	Optional	12	9	7
PC	10	3	Ø30	Optional	14	12	5
PD			Ø50	Priority★			
PE		6	Ø60	Optional			8
PF	13	8	Ø80	Optional	17	14	10

★ Priority Description: Industry General Specifications, more compact structure.