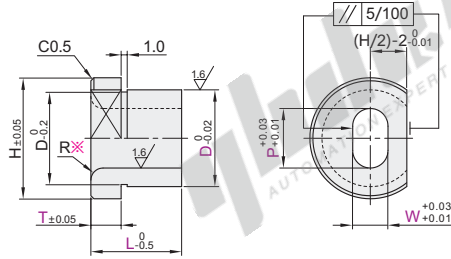


# Bushings for Inspection Jigs

## Oval Type • D-Cut with Shoulder

Code	Type		Material		Hardness
			GB	Equiv.	
YEQ31	Oval Type	D-Cut	T10(A)	SKS93	48~58HRC



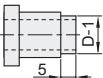
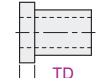
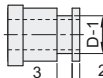
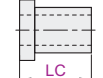
P/W	H7 Tol
3.00~6.00	+0.012 0
6.01~10.00	+0.015 0
10.01~18.00	+0.018 0
18.01~26.00	+0.021 0



※ When wall is 2 mm or less  $(D-P)/2 \leq 2$ , R is 0.5.

Part Number	0.01 mm Inc.		0.01 mm Inc.	1 mm Inc.	T	R	H
	D	P	W	L			
YEQ31	8	4.00~6.00	P>W (W≥3)	10~20	2	2	D+4
	10	4.00~8.00					
	12	4.00~10.00					
	16	6.00~14.00					
	20	10.00~17.00					
	25	14.00~21.00					

Ⓜ The wall thickness between the position hole and the waist-shaped hole needs to be greater than 1mm  $\{(H-W)/2\}-2 \geq 1$ .

Code	Spec.	Code	Spec.
DF	<b>Adds Groove for Adhesive</b>  Ordering Code   DF Ⓜ D≥P+3: Applicable only when a wall of 1.5mm or thicker is remaining. Ⓜ Applicable when L≥15.	TD	<b>Changes Shoulder Thickness Tolerance</b>  Ordering Code   TD Ⓜ Changes shoulder thickness tolerance to ±0.01.
DE	<b>Adds Groove for Retaining</b>  Ordering Code   DE Ⓜ D≥P+3: Applicable only when a wall of 1.5mm or thicker is remaining. Ⓜ Applicable when L≥15.	LC	<b>Changes L Dimension Tolerance</b>  Ordering Code   LC Ⓜ Changes L dimension tolerance to $0_{-0.05}^0$ . Ⓜ Applicable only when L≤19.



Part Number	0.01 mm Inc.	0.01 mm Inc.	1 mm Inc.	T
Code	D	P	W	L
YEQ31	8	4~6	R3.0/W (W≥3)	10~20
	Ⓜ	Ⓜ		Ⓜ 3 4 5

YEQ31 - D10 - P6 - W5 - L10 - T2

### Optional Processing

Part Number	0.01 mm Inc.	0.01 mm Inc.	1 mm Inc.	T	Optional Processing Code
Code	D	P	W	L	
YEQ31	8	4~6	R3.0/W (W≥3)	10~20	Ⓜ 3 4 5 DF DE TD Ⓜ

YEQ31 - D10 - P6 - W5 - L10 - T2 - LC

Discount price
Per 1~19 20~
Price 100% Additional quotation.

Delivery
16

