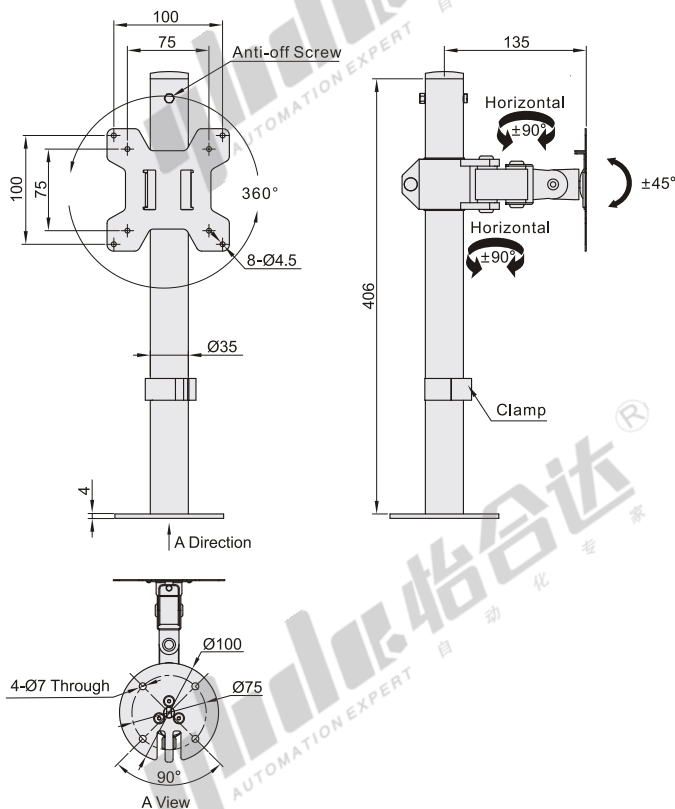


Computer Display Arms

Code	Type	Installation Method	Material	Surface Treatment
NHD02	Vertical/Ceiling Installation	Keyhole Fixing	Q235	Black Spray Paint

Features

- Display arms are fixed by screw which is widely used in industry;
- The parts can be adjusted from multi-angle which is very flexible;
- Product can be installed in reverse.



The first perspective

Part Number	Applicable Monitor Size	Maximum Load	Accessories	
Code				
NHD02	17"~27"	8kg	a:M4 × 12 Phillips Pan Head Screw-4 pcs b:M4 × 30 Phillips Pan Head Screw-4 pcs c:M5 × 16 Hexagon Socket Head Screw-3 pcs d:M6 Hexagon Cap Nut-1pcs e:M5 × 40 Hexagon Socket Pan Head Screw-1 pcs	f:M5 Hex Nuts-1pcs g:Thick Washer-4 pcs h:Thin Washer-4 pcs i:Clamp-1 pcs



Please order
as shown

Part Number	Applicable Monitor Size
Code	
NHD02	17" ~ 27"

NHD02



- Discount price


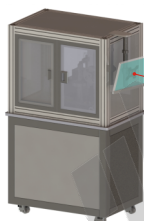

Per	1 ~ 10	11 ~
Price	100%	Additional quotation



Delivery

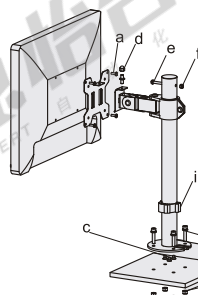


Example

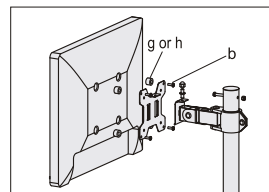


Enlarged Image

Installation Example



- The mounting hole of the display is provided with a countersink



M6 Screw Set
(Not Included Accessories)