
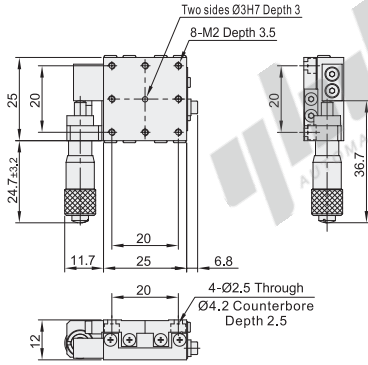


Code	Type	Drive Direction	Material	Surface Treatment
EJE01	Micrometer Head	X-Axis	SUS440C	Electroless Nickel Plating

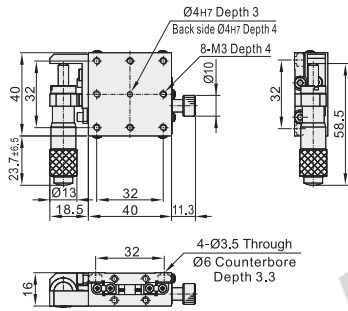
⚠ The micro split head may rust during installation and use. Please pay attention to taking rust prevention measures.
 ⚠ The linear roller guide rail has weak impact resistance. If it dropped or too much force is applied to it, abnormal sliding will occur. Please pay full attention when using it.



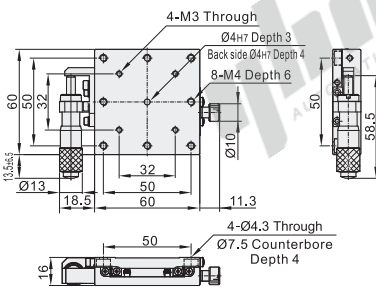
No.: 25



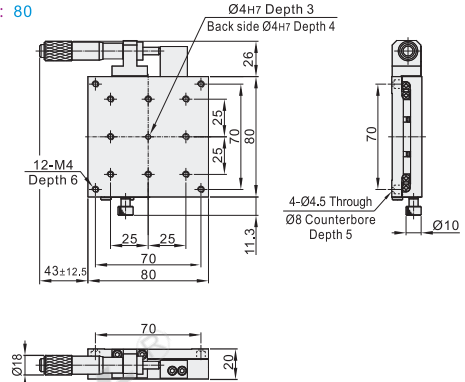
No.: 40



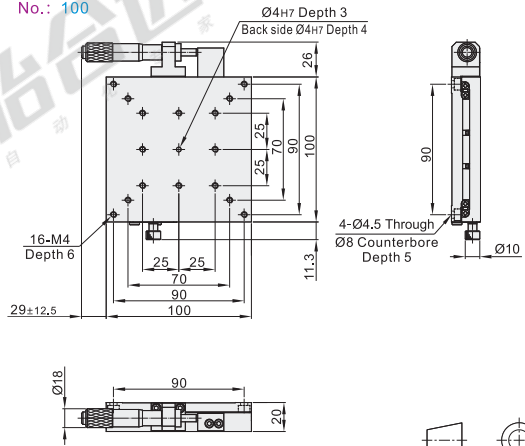
No.: 60



No.: 80



No.: 100



The first perspective

Code	Part Number	Stage Surface (mm)	Travel Distance (mm)	Minimum Graduation (µm)	Travel Accuracy (Straightness) (µm)	Drive Position	Load Capacity (kgf)	Body Weight (kg)	Accessories(4 pcs)
									Hex Socket Head Cap Screw (Stainless Steel)
EJE01	25	25×25	±3.2	10	3	Side Face	4	0.07	TAC21-M2-L8
	40	40×40	±6.5				10	0.23	TAC21-M3-L6
	60	60×60	±12.5				20	0.4	TAC21-M4-L6
	80	80×80					27	0.9	
	100	100×100				35	1.33		

Code	QR	QU	QV	QC	CZ	T	MN
Optional Processing	Micrometer changed to left and right (reverse) position	Micrometer changed to up and down (reverse) position	Micrometer changed to up, down, left and right (reverse) position	Micrometer changed to center position	Micrometer changed to up and down (reverse) position	Opposite Clamp Bolt Enhance locking power	No Micrometer Head
Spec.							
	Ordering Code QR	Ordering Code QU	Ordering Code QV	Ordering Code QC	Ordering Code CZ	Ordering Code T	Ordering Code MN
		⚠ The micrometer knob is installed on the upper part of the stage.	⚠ The micrometer knob is installed on the upper part of the stage.		⚠ The micrometer knob is installed on the upper part of the stage.		



Part Number	Stage Surface
Code No. EJE01 40	40×40
Code No. EJE01 60	60×60

Optional Processing

Part Number	Optional Processing
Code No. EJE01 40	QR QU QC...



Discount price

Per Price	1~9	10~
	100%	Additional quotation



⚠ No.: 25/40/60

⚠ The Remaining