


Flat Head Screw Hole/Low Head Screw Hole

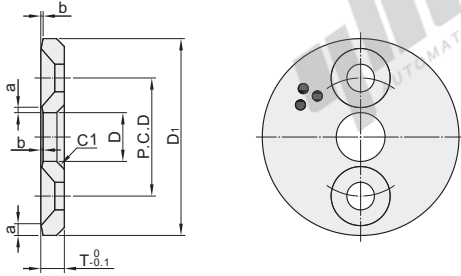
Oil-Free Copper Alloy Washers Thrust Washers

Oil-Free Copper Alloy Washers

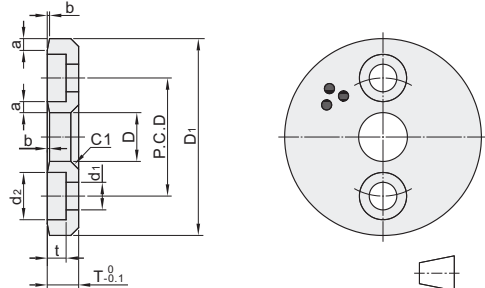
Code	Type	Material
OFU01	Flat Head Countersunk Screw Hole	High Tensile Brass Alloy (SP2)
OFU02	Low Head Screw Hole	Solid Lubricant Embedded (Graphite)



Flat Head Countersunk Screw Hole
(Apply to Flat Head Countersunk Screw)
OFU01



Low Head Screw Hole
(Apply to Low Head Screw Hole)
OFU02



The First Perspective

Part Number		T	D	D ₁	Mounting Hole				Chamfer				
Code	No.				P.C.D	Quantity	OFU01 Countersunk Screw	d ₁	d ₂	t	a	b	
Flat Head Countersunk Screw Hole OFU01	6	3(4)	6.2	25	15	M3	3.5	6	2.4	1.5	0.2		
	8		8.2	28	18								
	10		10.2	30	20								
	12		12.2	40	28								
	13		13.2										
	15		15.2										
Low Head Screw Hole OFU02	16	5	16.2	50	35	M5	4.5	7.5	3	2.5	0.3		
	18		18.2										
	20		20.2										
	25		25.2									55	40
	30		30.2									60	45
	35		35.2									70	50
	40		40.2									80	60
	50		50.3									100	75
										4	0.5		



Part Number	
Code	No.
OFU01	6
OFU01-6	



Discount price	
Per	1~29 30~
Price	100% Additional quotation

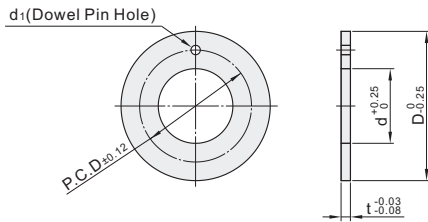


12

① For OFU02, T dimensions of No.6 ~ 18 are values in (). ② Screws need to be purchased separately.

Thrust Washers

Code	Type	Material		Surface Layer	Surface Treatment	Allowable Temperature
		Base Plate	Middle Layer			
OFW01	Thrust Washers	SPCC	Bronze Powder	PTFE	Tin Plating	-200 ~ 280°C



The First Perspective

Part Number		t	d	D	Mounting Hole		
Code	No.				d ₁	P.C.D	
OFW01	6	1.5	8	16	1.0	12	
	8		10	18		+0.30 +0.10	14
	10		12	24	1.5	18	
	12		14	26	2.0	20	
	14		16	30		23	
	16		18	32	3.0	25	
	18		20	36		28	
	20		22	38	4.0	+0.375 +0.125	30
	22		24	42		33	
	25		28	48	4.0	38	
	30		32	54		43	
	35		38	62		50	
	40		42	66		54	
	50		52	78		65	



Part Number		
Code	No.	t
OFW01	6	1.5
OFW01-6		



Discount price	
Per	1~29 30~
Price	100% Additional quotation



10