Code	Type		Tolerance D	Tolerance P·Q	Material GB	Material Equiv.	Surface Treatment
MCK12	Both Ends Threaded	with Wrench Flats	g6	g6	45	S45C	Electroless Nickel Plating
MCK26					0Cr18Ni9	SUS304	—
MCK52			h7	h7	0Cr18Ni9	SUS304	—
MCK72			h9	g6	0Cr18Ni9	SUS304	—
MCK92				h7	45	S45C	Electroless Nickel Plating
MCK96					0Cr18Ni9	SUS304	—

Processing according to drawings

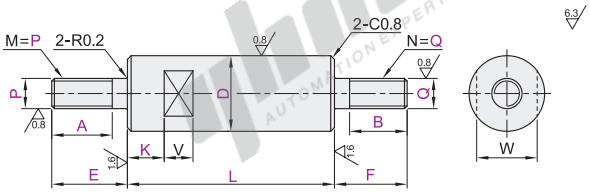

D·P·Q	g6	h7	h9
3	-0.002 -0.008	0 -0.010	0 -0.025
3.1~6	-0.004 -0.012	0 -0.012	0 -0.030
6.1~10	-0.005 -0.014	0 -0.015	0 -0.036
10.1~18	-0.006 -0.017	0 -0.018	0 -0.043
18.1~30	-0.007 -0.020	0 -0.021	0 -0.052
30.1~50	-0.009 -0.025	0 -0.025	0 -0.062

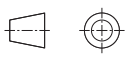
The first perspective

Circularity, straightness, perpendicularity and concentricity, please refer to the introduction of shaft products.

g6

K 1 mm Inc.

Part Number Code	Dg6	0.1 mm Inc. L	E·F	1 mm Inc. A	B	P·Q	Wrench Flats K	W	V
MCK12 MCK26	6	18~300	6≤E≤P×6 6≤F≤Q×7	When P≤6 A≤E-2	When Q≤6 B≤F-2	3 4 5	K=0 or K≥1	5	10
	8	18~400				3 4 5 6		7	
	10	18~500				4 5 6 8		8	
	12	20~600		When P≤6 A≤E-2	When Q≤6 B≤F-2	5 6 8 10		10	12
	13					5 6 8 10		11	
	15	20~700				5 6 8 10 12		13	
	16					5 6 8 10 12		14	
	17			When P=8、10 A≤E-3	When Q=8、10 B≤F-3	5 6 8 10 12			
	18					5 6 8 10 12		15	
	20	25~800		When P≥12 A≤E-5	When Q≥12 B≤F-5	6 8 10 12 16		17	
	22					6 8 10 12 16		19	
	25					8 10 12 16 20		22	16
	30					8 10 12 16 20 24		27	
	35	35~800				10 12 16 20 24 30		30	
	40					12 16 20 24 30		36	20
	50					16 20 24 30		41	

h7

K 1 mm Inc.

Part Number Code	Dh7	0.1 mm Inc. L	E·F	1 mm Inc. A	B	P·Q	Wrench Flats K	W	V
MCK52	6	18~300	6≤E≤P×6 6≤F≤Q×7	When P≤6 A≤E-2	When Q≤6 B≤F-2	3 4 5	K=0 or K≥1	5	10
	8	18~400				3 4 5 6		7	
	10	18~500				4 5 6 8		8	
	12	20~600				5 6 8 10		10	12
	15	20~700		When P=8、10 A≤E-3	When Q=8、10 B≤F-3	5 6 8 10 12		13	
	20					6 8 10 12 16		17	
	25	25~800				8 10 12 16 20		22	
	30			When P≥12 A≤E-5	When Q≥12 B≤F-5	8 10 12 16 20 24		27	16
	35					10 12 16 20 24 30		30	
	40	35~800				12 16 20 24 30		36	20
	50					16 20 24 30		41	

h9

K 1 mm Inc.

Part Number Code	Dh9	0.1 mm Inc. L	E·F	1 mm Inc. A	B	P·Q	Wrench Flats K	W	V
MCK72 MCK92 MCK96	6	18~300	6≤E≤P×6 6≤F≤Q×7	When P≤6 A≤E-2	When Q≤6 B≤F-2	3 4 5	K=0 or K≥1	5	10
	8	18~400				3 4 5 6		7	
	10	18~500				4 5 6 8		8	
	12	20~600		When P=8、10 A≤E-3	When Q=8、10 B≤F-3	5 6 8 10		10	12
	15	20~700				5 6 8 10 12		13	
	20					6 8 10 12 16		17	
	25	25~800				8 10 12 16 20		22	
	30			When P≥12 A≤E-5	When Q≥12 B≤F-5	8 10 12 16 20 24		27	16
	35					10 12 16 20 24 30		30	
	40	35~800				12 16 20 24 30		36	20
	50					16 20 24 30		41	

Please order as shown

Part Number Code	D	L	E·F	A	B	P·Q	K
MCK12	6	18~300	6≤E≤P×6 6≤F≤Q×7	When P≤6 A≤E-2	When Q≤6 B≤F-2	3 4 5	K=0 or K≥1
	8	18~400				3 4 5 6	
	10	18~500				4 5 6 8	

MCK12—D6—L30—E20—F20—A5—B15—P5—Q5—K0

Optional Processing

Part Number Code	D	L	E·F	A	B	P·Q	K	Optional Processing Code
MCK12	6	18~300	6≤E≤P×6 6≤F≤Q×7	When P≤6 A≤E-2	When Q≤6 B≤F-2	3 4 5	K=0 or K≥1	LC MC NC...
	8	18~400				3 4 5 6		
	10	18~500				4 5 6 8		

MCK12—D6—L30—E20—F20—A5—B15—P5—Q5—K0—LC

Discount price

Per	1~4	5~
Price	100%	Additional quotation

Delivery 4 — No Surface Treatment

Delivery 6 — with Surface Treatment

Optional Processing

Code	Spec.	
LC	Changes L Dimension Tolerance 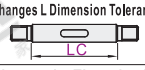	Ordering Code LC L<400 changes to L±0.05 L≥400 changes to L±0.1
MC( ) NC( )	Change the Thread to Fine Thread in the Right Table 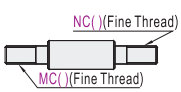	Ordering Code NC10 MC·NC table below In selection, P/Q must be changed to MC/NC. In selection, P/Q and MC/NC must be the same size.
PC QC	Changes the Threads on Shaft End P(Q) to Left-hand Thread. 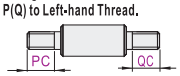	Ordering Code PC(QC) Cannot select MC (NC) at the same time.
LA( ) LB( )	Adds 1 Set Screw Flat. LA( ) 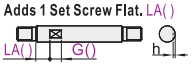 Adds 2 Set Screw Slats. LB( )	Ordering Code LA10-G3 Ordering Code LB10-J3-Y10-X3 1 mm Inc. G·J·X ≤ 50
KB( ) KC( )	Adds 1 Keyway. KB( ) Adds 2 Keyways. KC( )	Ordering Code KB50-S10 Ordering Code KC50-C8-H40-T10 1 mm Inc. S·T·C ≤ 100. If 3 keyways are required, use both KB() and KC(). For keyway details, please refer to the product in troduction
PA( ) QA( )	Adds a Keyway on the Shaft End P (Q). 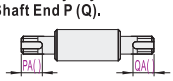	Ordering Code PA10(QA10) 1 mm Inc. PA·QA≥50 , PA·QA≥E·F, P·Q≤5 Not applicable. For keyway details, please refer to the product in troduction.
KD( )	Adds a Slit Cam Groove 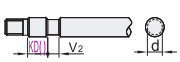	Ordering Code KD10 1 mm Inc. Only applicable to D=6~12.
MA( ) MB( )	Adds a Retaining Ring Groove. (Applicable retaining rings are included.) 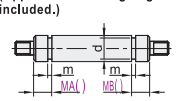	Ordering Code MA10-MB10 1 mm Inc. MA(MB)=4~L/2 For retaining ring groove details, please refer to the product introduction.

D	MC·NC
6	3 4 5
8	3 4 5 6
10	— 4 5 6 8
12/13	— 5 6 8 10
15/16	— 5 6 8 10 12
17/18	— — 6 8 10 12 15
20/22	— — — 6 8 10 12 15 17
25	— — — 8 10 12 15 17 20
30	— — — 8 10 12 15 17 20 25
35	— — — — 10 12 15 17 20 25 30
40	— — — — 12 15 17 20 25 30 35
50	— — — — 15 17 20 25 30 35 40
Pitch(M)	0.35 0.5 0.75 1.0 1.5

D	d	V_2
6	5	4
8	7	
10	8	5
12	10	

D	h
6~17	1
18~40	2
50	3