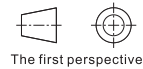
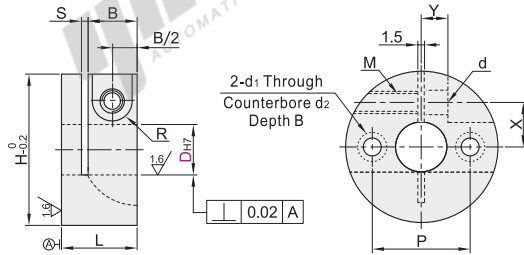


Shaft Supports Flanged Mount , with Slit

Code	Type	Material		Surface Treatment	Accessories
		GB	Equiv.		
GBS01	Compact	45	S45C	Black Oxide	Hex Socket Head Cap Screw 1 pc.
GBS02				Sandblasted Electroless Nickel Plating	Hex Socket Head Cap Screw 1 pc. (Stainless Steel)



- Features: O.D.(H Dimension) is smaller than the previous type. Space saving design.
- Due to the different production batches of products, nickel plated products may have fine sand blasting, which does not affect the size and function.
- Open type, the tolerance H7 of the mounting hole D is the tolerance before the opening is processed. After the opening is processed, due to internal stress release, the tolerance may increase to about H8, which does not affect customer use.
- The size of the slot determines whether the open-type guide shaft support is overcut (overcut means the saw blade cuts to the opposite side of the slot). The picture is for reference only.



The first perspective

Part Number		L	H	B	P	d ₁	d ₂	S	X	Y	M	d	R
Code	D _{H7}												
GBS01 GBS02	10		34		22				10				
	12	+0.015 0	17	36	11	25			12	5.8	5	5.5	4.5
	15	+0.018 0		38		26	5.5	9.3	1.2~1.8	13			
	16			39		28				13.5	6.8		
	20		22	49	14	35			1.2~2.3	16			
	25	+0.021 0		54		40	6.6	10.8		19	7.8	6	6.6
30		24	59		45				22				



Please order as shown

Part Number	L
Code DH7	
GBS01 10	17
GBS02 12	

GBS02 - D10



Discount price
Per 1~9 10~
Price 100% Additional quotation



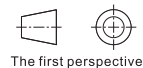
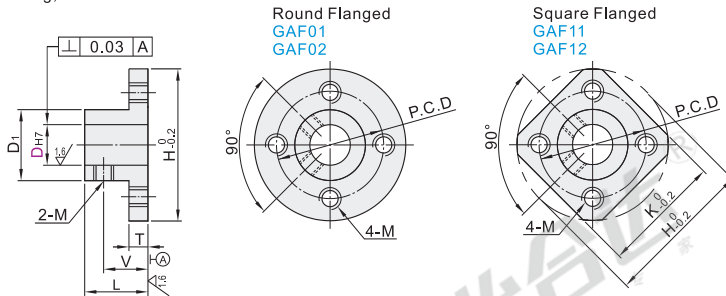
Delivery
6

Shaft Supports Flanged Mount

Code	Type		Material		Surface Treatment	
			GB	Equiv.		
GAF01	Standard	Tapped Mounting Holes	Round Flanged	45	S45C	Black Oxide
GAF02						Sandblasted Electroless Nickel Plating
GAF11			Square Flanged			Black Oxide
GAF12						Sandblasted Electroless Nickel Plating



- Due to the different production batches of products, nickel plated products may have fine sand blasting, which does not affect the size and function.



The first perspective

Part Number		L	D ₁	H	T	V	P.C.D	K	M
Code	D _{H7}								
Round Flanged GAF01 GAF02	10		20	13.8	30	5	13	22	23
	12	+0.015 0	24	15.8	36		16	26	28
	15	+0.018 0	30	19.8	40	6	19	30	32
Square Flanged GAF11 GAF12	16		32	21.8	42		20	32	33
	20			27.8	50		21	39	39
	25	+0.021 0		32.8	55	8	24	44	44
	30		38	37.8	66	10	25	52	52



Please order as shown

Part Number	L
Code DH7	
GAF01 10	20
GAF02 12	24

GAF02 - D10



Discount price
Per 1~9 10~
Price 100% Additional quotation



Delivery
6